

Stark County's Influenza Weekly Report

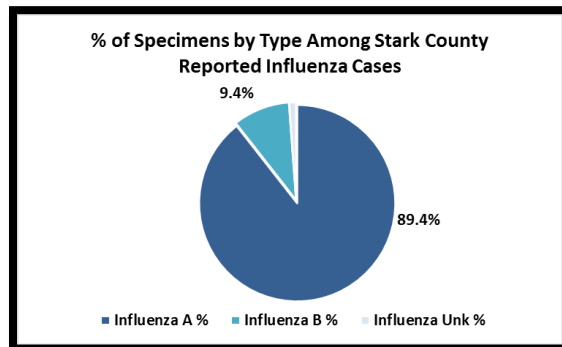
Week 3 (01/13/2019 – 01/19/2019)



Public Health
Prevent. Promote. Protect.

During Week 3:

- Stark County had 8 influenza-associated hospitalizations.
- Nationally, three influenza-associated pediatric deaths was reported.
- During week 3, 740 influenza A specimens were collected nationally from public health laboratories, 573 subtyped as the 2009 H1N1 virus, 133 subtyped as the H3 virus and the remainder were not subtyped.



So Far this Year:

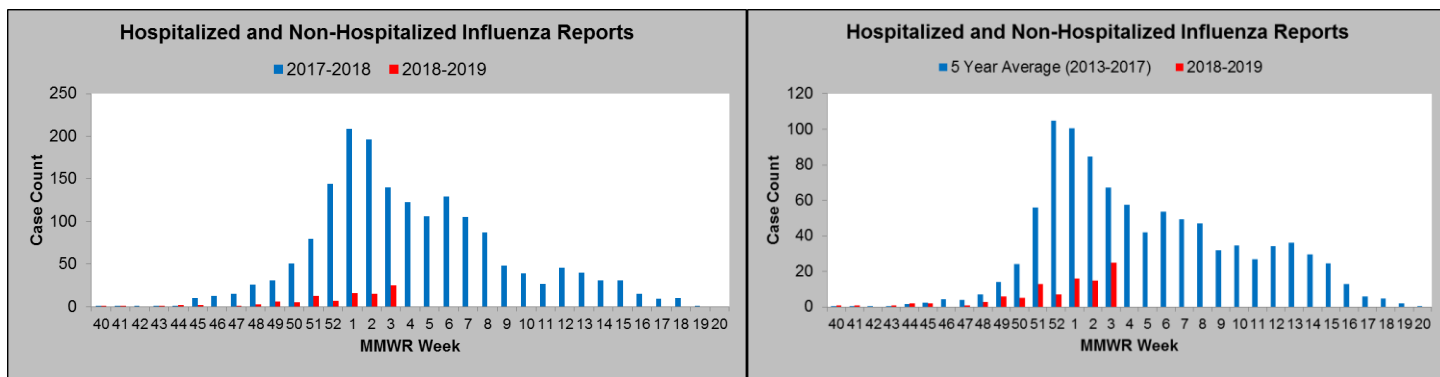
- There have been 36 influenza-associated hospitalizations in Stark County.
 - Those hospitalized for influenza have ranged from 2 weeks of age to 85 years of age, with the median being 55.0 years.
- A cumulative rate of 14.8 laboratory-confirmed influenza-associated hospitalizations per 100,000 population was reported.
- Through week 3, 8416 specimens collected nationally from public health laboratories were typed influenza A. This was 97.0% of all specimens collected. Of these, 81.9% subtyped as the 2009 H1N1 virus, 18.1% subtyped as the H3 virus, and subtyping was not performed on the rest of them.
- Nationally, 22 influenza-associated pediatric deaths were reported so far this year.

Viruses Circulating vs. Viruses in this Year's Vaccine:

- Nationally, through week 3, 579 specimens were characterized as Influenza A.
 - There were 391 influenza A (H1N1) viruses collected and, of those characterized (194), 98.5% matched the influenza A (H1N1) component in this year's vaccine. There were 188 influenza A (H3N2) viruses collected and, of those characterized (39), 95% matched the influenza A (H3N2) component in this year's vaccine.
- Nationally, through week 3, 68 specimens were characterized as Influenza B.
 - Of these, 43 subtyped from the Yamagata Lineage and 25 subtyped from the Victorian Lineage. Of these specimens, 100% of the Yamagata Lineage characterized matched the Influenza B component of the 2018-2019 vaccine and 73% of the Victorian Lineage matched.

Graph 1: Hospitalized and Non-Hospitalized Influenza Cases Reported to the Local Health Department.

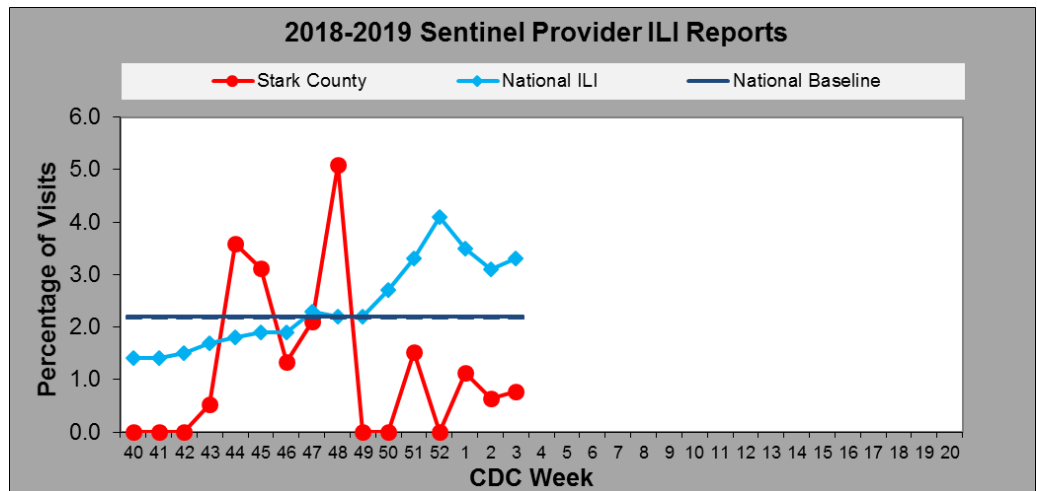
There were 25 cases of hospitalized and non-hospitalized influenza reported for Week 3 in Stark County. Last year, there were 140 cases reported. Stark County increased to 98 cases reported so far this year compared to 920 cases last year.



- All data presented in this weekly report are preliminary and may change as additional information is received.
- Multiyear averages included in this weekly report do not include the 2009/2010 H1N1 season.
- If you have any questions please contact Avi Joseph at 330.493.9914 or josepha@starkhealth.org or Amanda Archer at 330.489.3327 or aarcher@cantonhealth.org

Graph 2: Sentinel Provider Reported Influenza Like Illness (ILI) in Stark County.

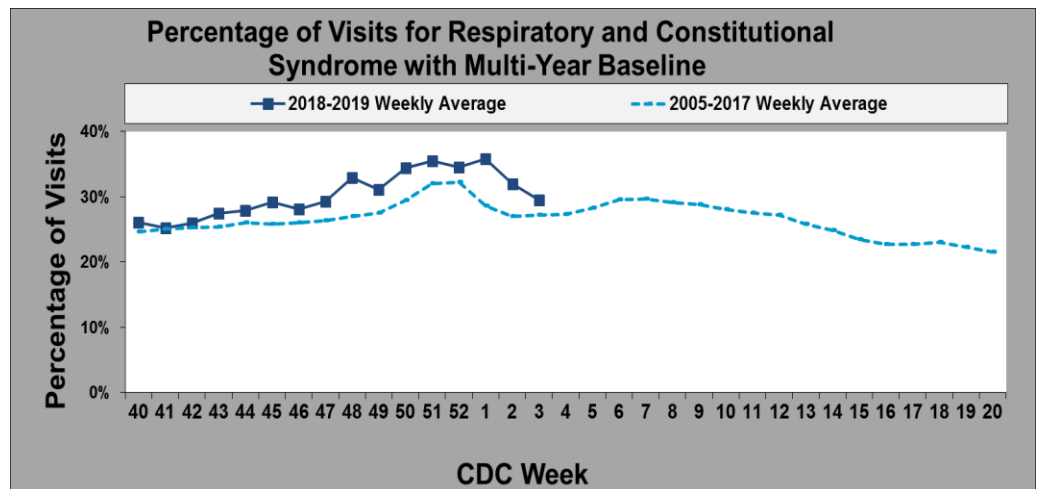
◆ During week 3, Stark County Sentinel Providers reported 0.76% of all visits related to influenza-like illness. The national reports increased from 3.1 to 3.3 from the previous week, and remained above the 2.2% baseline.



Graph 3: Emergency Department Visits for Respiratory and Constitutional Syndromes.

(Source: Health Monitoring Systems, EpiCenter, Hospital and Stat Care Patient Registration Surveillance System)

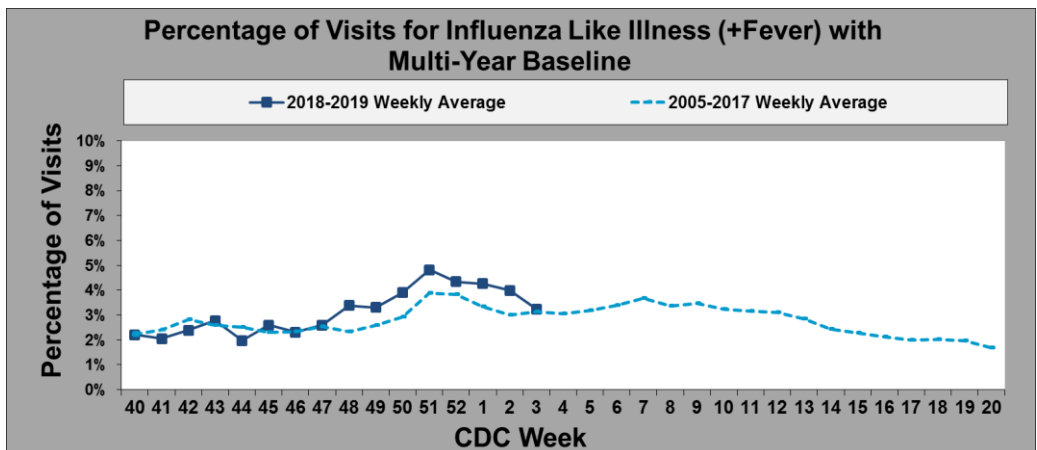
◆ ED and Stat Care visits for respiratory and constitutional syndrome decreased again, but remained above the multi-year baseline average during week 3.



Graph 4: Emergency Department (ED) Visits for Influenza Like Illness (+Fever).

(Source: Health Monitoring Systems, EpiCenter, Hospital and Stat Care Patient Registration Surveillance System)

◆ ED and Stat Care visits for ILI + Fever for MMWR week 3 decreased for the 4th week in a row, and was just slightly above the 5 year average.

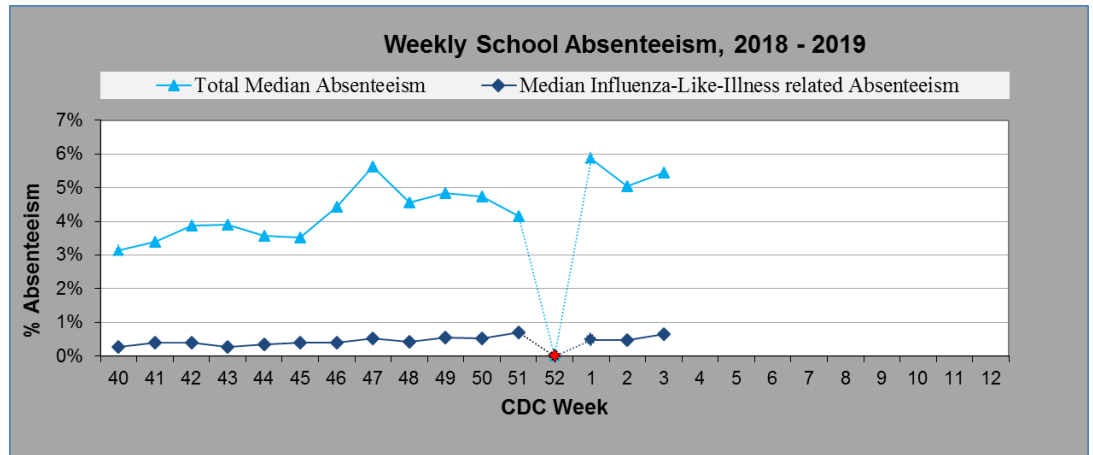


- All data presented in this weekly report are preliminary and may change as additional information is received.
- Multiyear averages included in this weekly report do not include the 2009/2010 H1N1 season.
- If you have any questions please contact Avi Joseph at 330.493.9914 or josepha@starkhealth.org or Amanda Archer at 330.489.3327 or aarcher@cantonhealth.org

Graph 5: Stark County School Absenteeism.

(Source: Voluntary reporting by multiple school districts throughout the county)

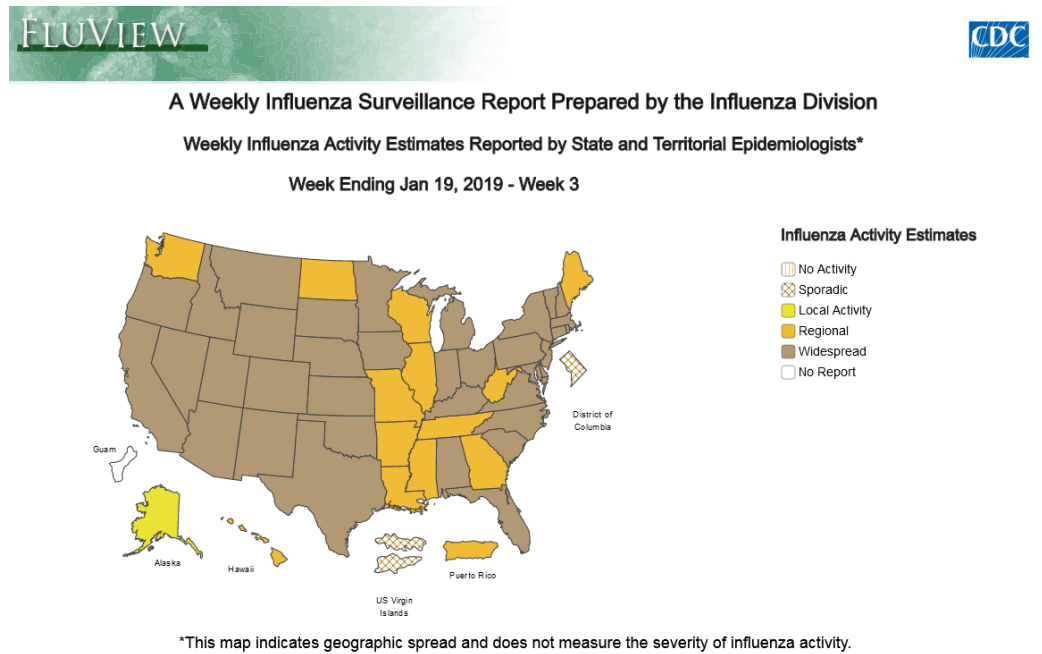
◆ During week 3, Stark County schools reported a total median absenteeism of 5.46%. Absenteeism due to influenza-like-illness was reported at 0.66% of all absences. Fifty-two schools reported.



Map: Weekly Geographic Influenza Activity Estimates Reported by State and Territorial Epidemiologists Syndromes.

(Source: Health Monitoring Systems, EpiCenter, hospital and stat care patient registration surveillance system)

◆ During week 3, Ohio reported widespread influenza activity, along with 35 other states. Regional activity – 11 states. Local activity – 3 states.



Alliance City Health
cityofalliance.com/health



Public Health
Prevent. Promote. Protect.
Canton City Public Health
Canton City Public Health
cantonhealth.org



Massillon City Health Department
massillonohio.com/health



Stark County Health Department
starkhealth.org

- All data presented in this weekly report are preliminary and may change as additional information is received.
- Multiyear averages included in this weekly report do not include the 2009/2010 H1N1 season.
- If you have any questions please contact Avi Joseph at 330.493.9914 or josepha@starkhealth.org or Amanda Archer at 330.489.3327 or aarcher@cantonhealth.org